



Waste Circularity Plan

2023–2030



Acknowledgement of Country

Frankston City Council acknowledges the Bunurong people of the Kulin Nation as the Traditional Custodians of the lands and waters in and around Frankston City, and value and recognise local Aboriginal and Torres Strait Islander cultures, heritage, and connection to land as a proud part of a shared identity for Frankston City.

Council pays respect to Elders past and present and recognises their importance in maintaining knowledge, traditions, and culture in our community. Council also respectfully acknowledges the Bunurong Land Council as the Registered Aboriginal Party responsible for managing the Aboriginal cultural heritage of the land and waters where Frankston City Council is situated.



Contents

Executive summary	4
Introduction	5
Purpose	5
Our City	6
Strategic context	7
Policy and regulation	7
Federal level	8
State level	8
Where are we now?	9
Waste generation in Frankston	9
What's in our bins?	10
Our waste services	13
Drivers for change	14
Moving from a linear to a circular economy	14
Closing landfills and available alternatives	14
Climate change	16
Financial considerations	16
Changes in housing stock	16
Where do we want to get to?	17
Action plan	19
Focus area 1: Demonstrate leadership in developing and protecting circular solutions to conserve resources and divert waste from landfill	19
Focus area 2: Inspire and enable the Frankston City community to reduce waste through avoidance and reuse	20
Focus area 3: Provide the Frankston City community with best practice and cost effective infrastructure and services that support a circular economy	21
Monitoring and evaluation	23
Glossary	24

Executive summary

Frankston City Council is committed to enhancing the circularity of Frankston City through innovative, creative, socially responsible and cost effective services that lead to reducing waste, recovering resources and empowering Council, households and businesses to use resources more efficiently.

This Waste Circularity Plan is an eight year plan to guide Frankston City Council to improve the management of municipal solid waste and increase environmental sustainability. It aims to protect human and environmental health and meet the Frankston City community's need for efficient and accessible waste services, while remaining cost effective.

Council has opted to take a proactive approach to ensure that waste management contributes to the local circular economy by implementing measures to avoid, reuse and recycle waste.

This plan outlines how Frankston City Council proposes to achieve the following targets, in line with the Victorian Government's policy position.

By 2030 we want to achieve the following targets:

Divert 80 per cent of waste from landfill by 2030

Cut total waste generation by 15 per cent per person by 2030

50 per cent reduction in organic material to landfill by 2030

Separate glass collection service to all households by 2027

Ensure every Frankston household has access to food and garden organic waste recycling services by 2030

Introduction

In 2015 Frankston City Council developed a *Waste Minimisation and Management Plan* to guide Council's resources to achieve the best possible outcome for improving environmental sustainability, while remaining cost effective for our community.

Actions in that plan included a review of kerbside collection services to maximise diverting waste from landfill and the introduction of a residential food and organics service. These actions have been achieved.

Waste and environmental performance has been a longstanding priority for the City of Frankston. Council has worked with the community to deliver high quality waste and resources recovery services, including an ongoing commitment to waste education and minimisation.

This Waste Circularity Plan identifies opportunities for Council to refine its waste and resource recovery services and introduce initiatives to lead the Frankston community to transition to a circular economy.

This plan recognises that global resources are finite and there are opportunities to reduce the amount of waste we create. Proper waste management is essential to resource efficiency and sustainable growth.

Council is committed to ensuring equitable and sustainable access to waste and recycling for all residents. Council will continue to advocate for innovative solutions in best practice waste management and reduction. Council will also work alongside federal and state government agencies to adopt appropriate local solutions, while considering the broader statewide reforms required to manage waste more sustainably into the future.

The Waste Circularity Plan was developed by consulting and engaging Frankston City Council's Councillors and the local community.

Purpose

The purpose of this Waste Circularity Plan (the plan) is to guide Council and the community in achieving an 80 per cent diversion of waste from landfill. The plan supports the transition from a linear waste management approach to a more sustainable circular economy. It focuses on services provided by Council for current and future waste, resource recovery and waste education.

Council will achieve this by delivering 55 actions over the seven years leading up to 2030, and aligning with three key focus areas:

Demonstrate leadership in developing and protecting circular solutions to conserve resources and divert waste from landfill

Inspire and enable the Frankston City community to reduce waste through avoidance, reduction, sharing, resale and reuse

Provide the Frankston City community with best practice and cost effective infrastructure and services that support a circular economy.

The plan is based on the latest available local and industry waste data and trends and it aligns with community priorities captured in Council's main strategic documents. Community feedback on key issues was also integrated into this plan. The plan provides a clear pathway to balancing the needs of the local community while also ensuring Council adheres to relevant Victorian industry regulations and requirements.

Our City

Frankston City is on the eastern shores of Port Philip Bay, around 45 km south of Melbourne. It is approximately 131 km².

Like many metropolitan municipalities, our city is growing and expanding. The population expected to increase from 143,903 to 161,660 between 2023 and 2041. Similarly, the number of households in Frankston is also forecast to grow by nearly 10,000 over the same period. The average number of people in each household is forecast to reduce slightly. This trend in a gradual increase in population and decrease in household size has implications for how we manage our waste.

Frankston is a relatively low density area, with separate houses making up the vast majority of local housing stock. Medium density properties contribute to nearly 20 per cent of the remaining stock and high density properties make

up less than one per cent. As with our neighbouring outer metropolitan suburbs, property stock here is trending away from standalone houses to medium and higher density properties to meet housing demand.

This information is important because waste and resource recovery infrastructure and service needs differ between dwelling types and household sizes.

In 2021, 21.4 per cent of people in Frankston City were born overseas, coming primarily from the United Kingdom, New Zealand, India, Philippines, China and South Africa. This is reflected in the 85 per cent of residents who speak only English. Nine per cent of residents speak a second language but only one per cent do not speak English.

Understanding community cultural diversity and preferred communication needs informs how Council designs and delivers waste education, communications and behaviour change programs.

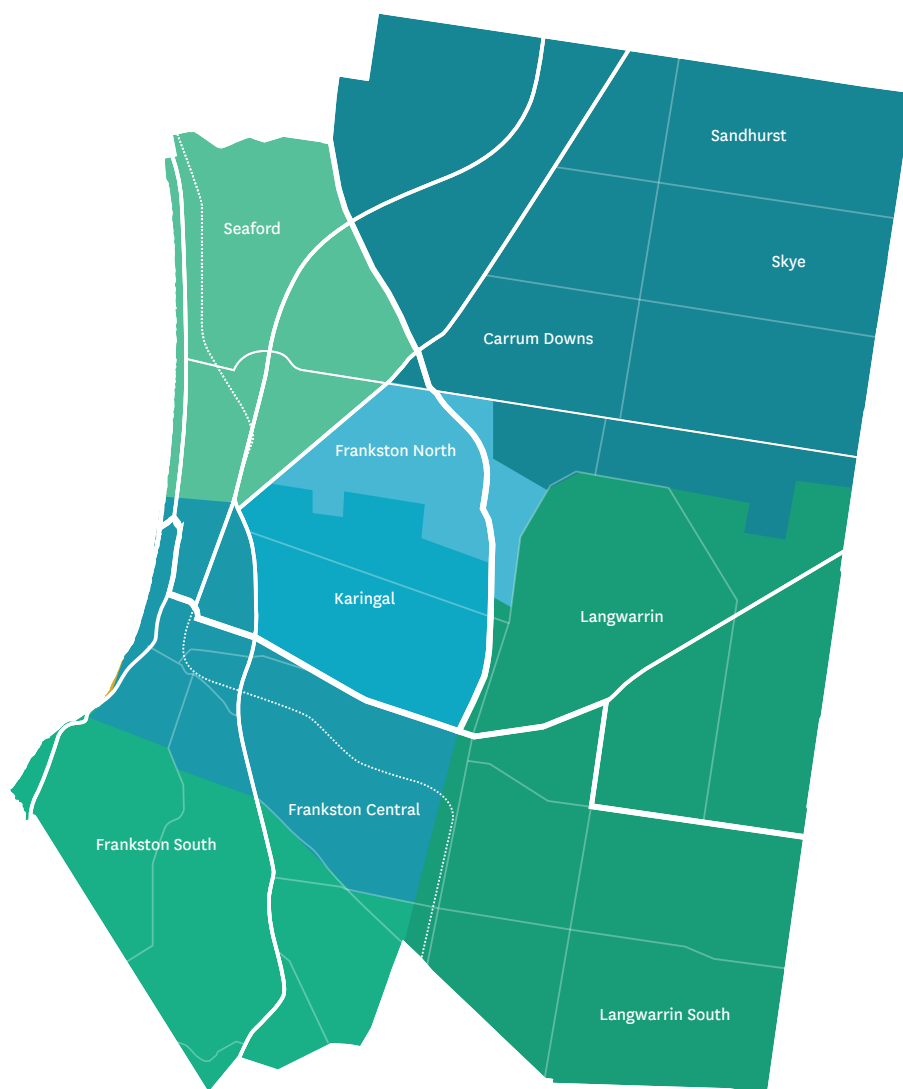


Figure 1. Map of Frankston and surrounds

Strategic context

Council's Community Vision 2040 describes what our community wants our municipality to look and feel like in the future. It was created by a representative community panel of residents and is voiced in their own words. It sets the direction for our whole community, inspiring us all to work together to create a future for our city that our community wants to see, live and experience.

Community vision

Frankston City 2040 is the place on the bay to learn, live, work, and play in a vibrant, safe, and culturally inclusive community. Our City is clean, green and environmentally sustainable.

Theme 3: Natural environment and climate action

Frankston City is green and sustainable, and a leader in sustainable industry and development. Both Council and community are committed to protecting and enhancing the environment and actively addressing climate change.

This is further enhanced in the community plan with a commitment to "improve the quality of recycling, minimise the generation of waste and establish alternatives to landfill disposal."

Together these support a strong and ambitious commitment to ensuring that Frankston has best practice and environmentally conscious waste disposal and recycling services, and also to lead the transition from a traditional linear waste system to a climate conscious, low waste circular economy.

Policy and regulation

In Australia, each tier of government (federal, state and local) plays an important part in guiding how waste is managed at the local level. Major changes in availability in international markets, coupled with consumer demand for cleaner, greener recycling, is driving major reform of the waste industry here and overseas. This Waste Circularity Plan has been produced to align with federal, state and local policies, targets and regulations to ensure that the Frankston community is contributing meaningfully to a truly sustainable waste industry.

The following is a summary of documents that influence this Waste Circularity Plan.

The **Australian Government** delivers the strategic objectives of the National Waste Policy.

The **Victorian Government** sets the strategic direction and regulates waste management within Victoria, collects the landfill levy and provides support through programs and grants.

Frankston City Council selects and implements appropriate infrastructure, services and education for our community to reduce waste to landfill and increase resource recovery.

Context for waste management and resource recovery in Frankston City

Federal level

The Australian Government's 2018 National Waste Policy provides a framework for collective action by 2030 by businesses, government, communities and individuals. The supporting *National Waste Policy Action Plan 2019* is the main mechanism for achieving the policy's key targets:

1. Regulate waste exports of glass, plastics, tyres, paper and cardboard (scheduled for July 2024).
2. Reduce total waste generated by 10 per cent per person by 2030.
3. Recover 80 per cent of all waste by 2030.
4. Significantly increasing the use of recycled content by governments and industry.
5. Phase out problematic and unnecessary plastics by 2025.
6. Halve the amount of organic waste sent to landfill by 2030.
7. Provide data to support better decisions.

This policy framework is complemented by a range of other policies, strategies and initiatives, including the *National Food Waste Strategy 2017*, the *Recycling and Waste Reduction Act 2020* and the *National Plastics Plan 2021*.

State level

The Victorian Government's *Recycling Victoria: A New Economy Policy* (2020) is a 10 year circular economy plan to reform the Victorian waste industry by transitioning to a new circular economy. A circular economy continually aims to reduce the environmental impact of production and consumption, while enabling economic growth through more productive use of natural resources. The *Circular Economy Act 2021* provides a legislative framework for broader policy, including:

- A standardised four stream waste and recycling system for all households to improve the recovery of municipal waste. This includes separate streams for glass, food organics and garden organics (FOGO), mixed recyclables and household rubbish. Material acceptance in each bin will also be standardised as part of this work.
- Introducing a container deposit scheme by 2023 to improve recycling and reduce litter.
- New recycling laws and governance to support best practice waste management, including establishing a dedicated government business unit to oversee and provide strategic leadership to the waste and recycling sector. It will be known as Recycling Victoria.
- A statewide ban on single use plastics, and promoting reusable items to reduce waste and pollution.
- Progressively increase the landfill levy to \$125.90.
- Develop a waste to energy framework.



Where are we now?

Waste generation in Frankston

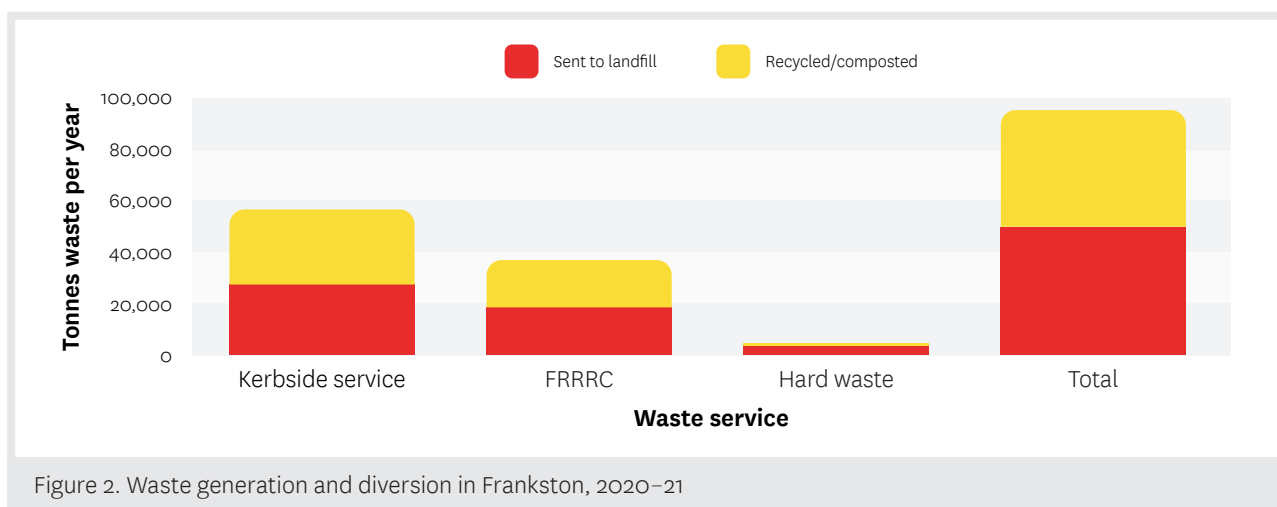
Council provides a range of waste and recycling services to the community. These include kerbside waste, recycling and FOGO collections, public bins, hard waste collections, recycling stations for speciality items, the Frankston Regional Recycling and Recovery Centre (FRRRC) and waste education services.

Council provides kerbside collection services to approximately 59,672 households and businesses.

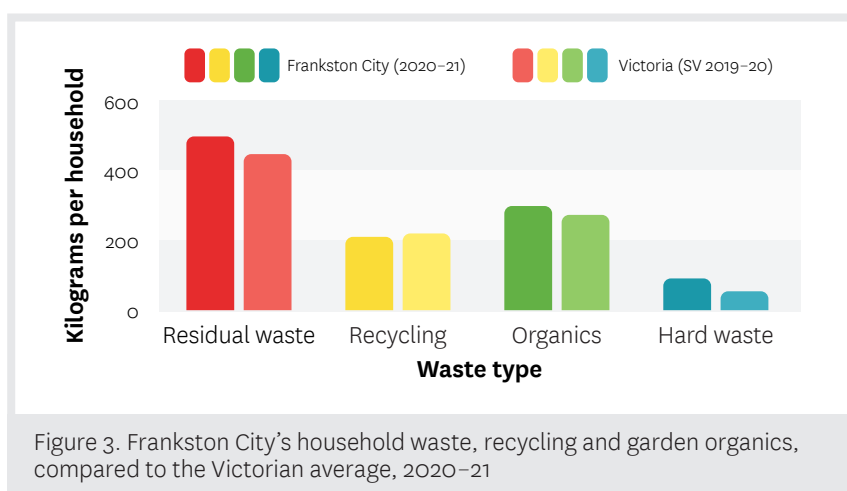
In 2021–22, 96,841 tonnes of materials were managed by Council through kerbside collection, hard waste and FRRRC services. Just over half of this was able to be diverted from landfill through recycling or composting.

In 2020–21, each household in Frankston City produced 1,069 kg of waste, on average, comprising:

- 487 kg of waste
- 207 kg of recyclables
- 296 kg of organics
- 79 kg of hard waste (of which 67 kg was sent to landfill).



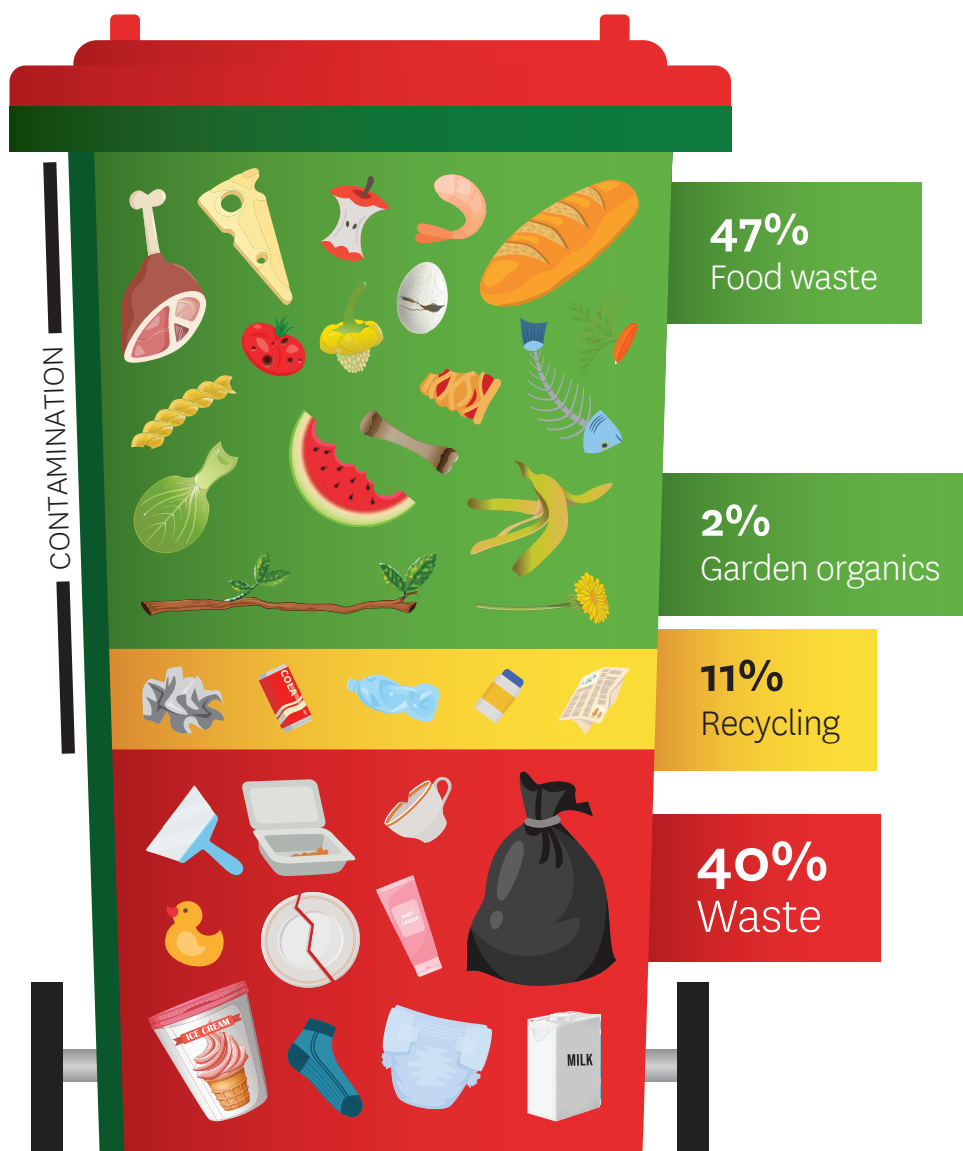
Compared to the Victorian average, Frankston City residents recycle approximately four per cent less and produced approximately eight per cent more kerbside waste. The amount of organics generated per household is below the Victorian average, with only 75 per cent of households using Frankston's organics collection service. Frankston residents put out almost double the amount of hard waste for collection than the Victorian average.



What's in our bins?

Each year Council collects about 57,831 tonnes of material from kerbside collections and 50.8 per cent is able to be diverted from landfill through the recycling and FOGO bin services. There are regular audits of the materials in kerbside garbage bins. The results provide vital information on waste generation and disposal trends, and help identify improvements to resource recovery and services.

What's in your waste bin?



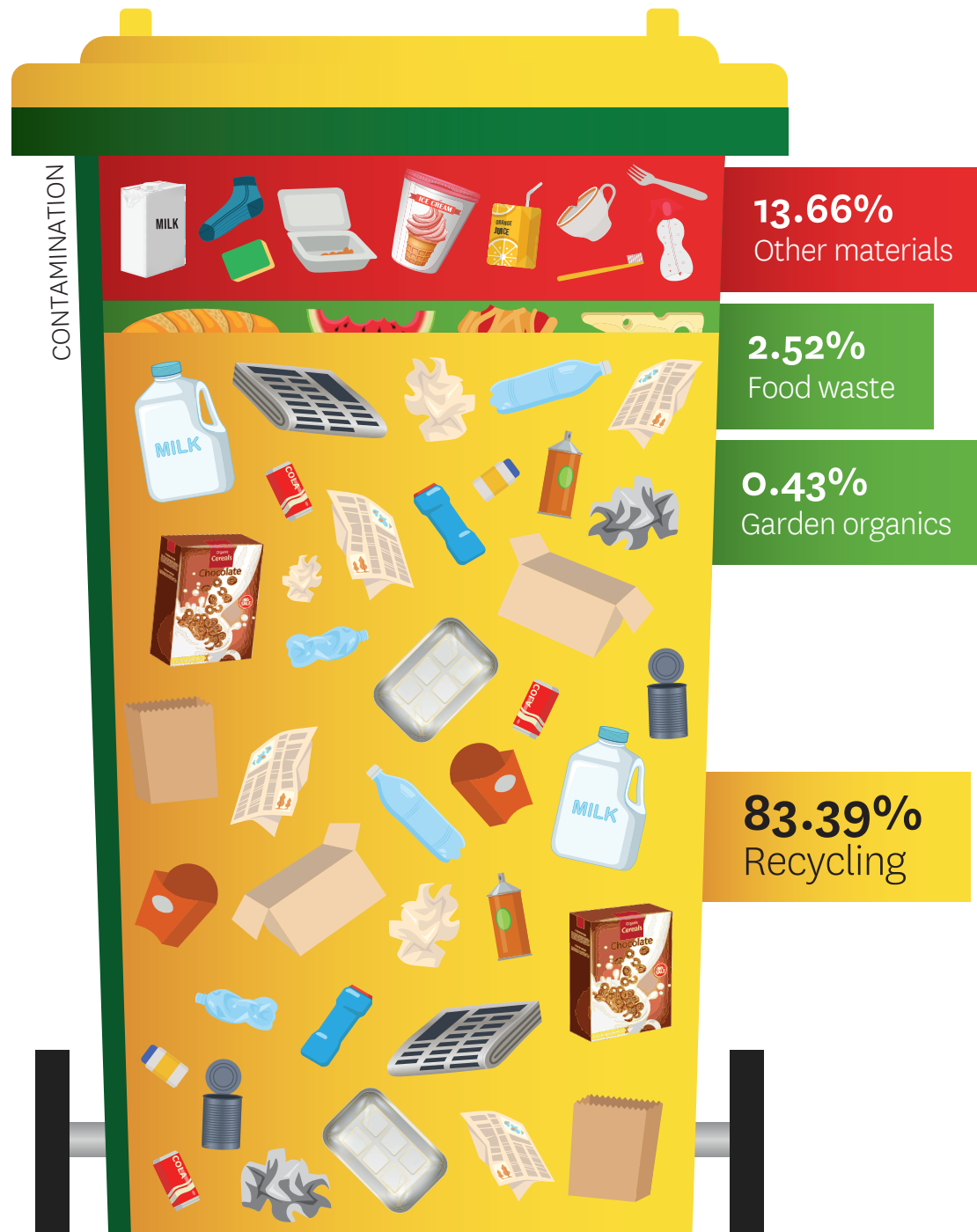
Currently, about 60 per cent of materials in red lidded kerbside bins could be recovered as recycling or FOGO.

In fact, a whopping 50 per cent of these materials are compostable, mostly food! Items like paper, plastics and glass make up the remaining items in waste bins that could be diverted from landfill.

Service options

Either an 80 litre or a 120 litre bin, collected weekly.

What's in your recycling bin?




In 2020–21, 14,262 tonnes of kerbside recycling was collected. While most of what is collected is recycled, about 15.35 per cent is contaminated and cannot be recycled.

The most common contaminated items are bagged garbage, bagged recyclables, non-recyclable glass, such as Pyrex or drinking glasses, soft plastics, food waste and textiles.

Service options

A 240 litre co-mingled recyclables bin, collected fortnightly. An additional 240 litre bin is available for a fee, or free of charge to households that meet the criteria.

What's in your FOGO bin?



In recent years, the number of households opting into the service has steadily increased, with about 75 per cent of properties now using the service, diverting about 17,560 tonnes of organics from landfill.

Contamination rates in FOGO bins are very low – only 2.63 per cent.

Service options

240 litre FOGO bins are available on a 'user pays' basis to all single unit development. This service is not currently available to multi unit developments and commercial properties.

Our waste services

Hard waste

Frankston City Council offers residents one annual combined hard waste and bundled green waste collection service at no cost.

In 2021–22, Council collected 3,905 tonnes of hard waste from the annual collection, with 15 per cent of that reused or recycled. The amount collected over the last five years has been consistent but the diversion rate in 2021–22 reduced by 10 per cent.

This can mostly be attributed to a reduction in the amount of metal collected by Council's contractor. It is assumed that a large proportion of the metals put out by residents are recovered by scavengers prior to scheduled collection dates. If this is the case, recovery rates would be comparable to prior years.

Items collected through the kerbside hard waste collection service include whitegoods and metals, televisions and computers, general household furniture and mattresses. Additional booked collections are available, at cost, by arrangement with Council.

The Frankston City community has increased the amount it disposes through the city's additional booked hard waste collection service from 52 tonnes in 2017–18 to 219 tonnes in 2021–22.

Hard waste composition	Tonnes
Waste	3,905
Garden organics	119
Metal	347
Mattresses	215
Refrigerators	4
E-waste	11
Total annual hard waste	4,604
Annual hard waste diversion rate	15.1%

Figure 4. Frankston City's annual hard waste collection (in tonnes) in 2021–22

Frankston Regional Recycling and Recovery Centre

In 2021–22, 113,329 customers delivered approximately 35,000 tonnes of material to the Frankston Regional Recycling and Recovery Centre, our local waste transfer facility. The amount of waste delivered to the facility that was diverted from landfill was 57 per cent.

Detox Your Home

Council holds one mobile Detox Your Home – Household Chemical Collection Day per year, in association with Sustainability Victoria (SV). Residents from the Frankston municipality and nearby councils are able to drop off unwanted household chemicals, which ensures this waste is disposed of safely. In 2022, 284 participants used this service.

Specialty recycling

Frankston City Council supports initiatives to encourage recycling specialty materials, which cannot be recycled in regular kerbside recycling bins. A Speciality Recycling Hub has been set up at the Civic Centre and it accepts household batteries, light globes, mobile phones, x-ray film and small e-waste for recycling.

Community education

In addition to providing infrastructure and services to manage waste and recycling, Council provides education services to support the community to get the most from our waste services. Council provides waste education resources, information leaflets, workshops and online tools on our services, as well as a broad range of waste minimisation opportunities.

Kitchen caddy giveaway

We recently hosted an information table and kitchen caddy giveaway for residents at the Frankston Library.

With up to 50 per cent of the average bin containing food waste, kitchen caddies are a great tool to enable households to divert more scraps from landfill, using kerbside FOGO bins.

Residents had the opportunity to have all their waste and recycling questions answered on the day.

A–Z Disposal Directory

Council maintains the *A–Z Disposal Directory* to provide our community with localised information on where to recycle, reuse and dispose household items and materials that are best kept out of the kerbside bin system.

The directory is available on Council's website.

It is a popular resource and includes comprehensive information on recycling and disposal alternatives for items such as bicycles, batteries, plastic bags, timber and whitegoods.

Drivers for change

Moving from a linear to a circular economy

The waste hierarchy and circular economy are two important concepts that underpin how waste is managed. The waste hierarchy is a set of priorities for the efficient use of resources and is the preferred approach to waste and resource management in a range of state and federal policies and legislation. This approach prioritises avoiding waste and reuse above recycling and disposal and is often seen in the traditional “take-make-dispose” or linear economy.

A circular economy:

- Builds and expands on the waste hierarchy
- Continually aims to reduce the environmental impacts of production and consumption
- Enables economic growth
- Restores our natural environment.

A circular economy provides a framework or system to cut waste, recirculate resources at their highest value and regenerate natural environment. This approach also supports prioritising reuse and repair over recycling. Designing to minimise waste and designing for effective reuse and recovery are key components of this approach.

Closing landfills and available alternatives

Victorian landfill capacity is shrinking and there are limited opportunities to expand or build new landfills with reasonable access to metropolitan areas. This means that alternative solutions need to be found. This is critical for south east Melbourne as current landfill capacity in this region is estimated to be exhausted in the next two to four years.

Waste avoidance and recovery are the priority, but there will still be a significant amount of waste that requires disposal or treatment. Advanced waste processing solutions can form part of the solution for disposing of waste as part of an integrated resource recovery system.

Advanced waste processing solutions allow heat, electricity, and other fuels to be generated from waste, reducing the need for traditional fossil fuel derived feedstock. Metals can also be recovered from these treatment facilities, further increasing resource recovery.

The Victorian Government has enabled the introduction of these technology solutions through the Victorian Waste to Energy Framework (2021). Frankston City Council is currently taking part in a process to set up an advanced waste processing facility to service the south eastern Melbourne region in partnership with neighbouring councils, the state government and industry.

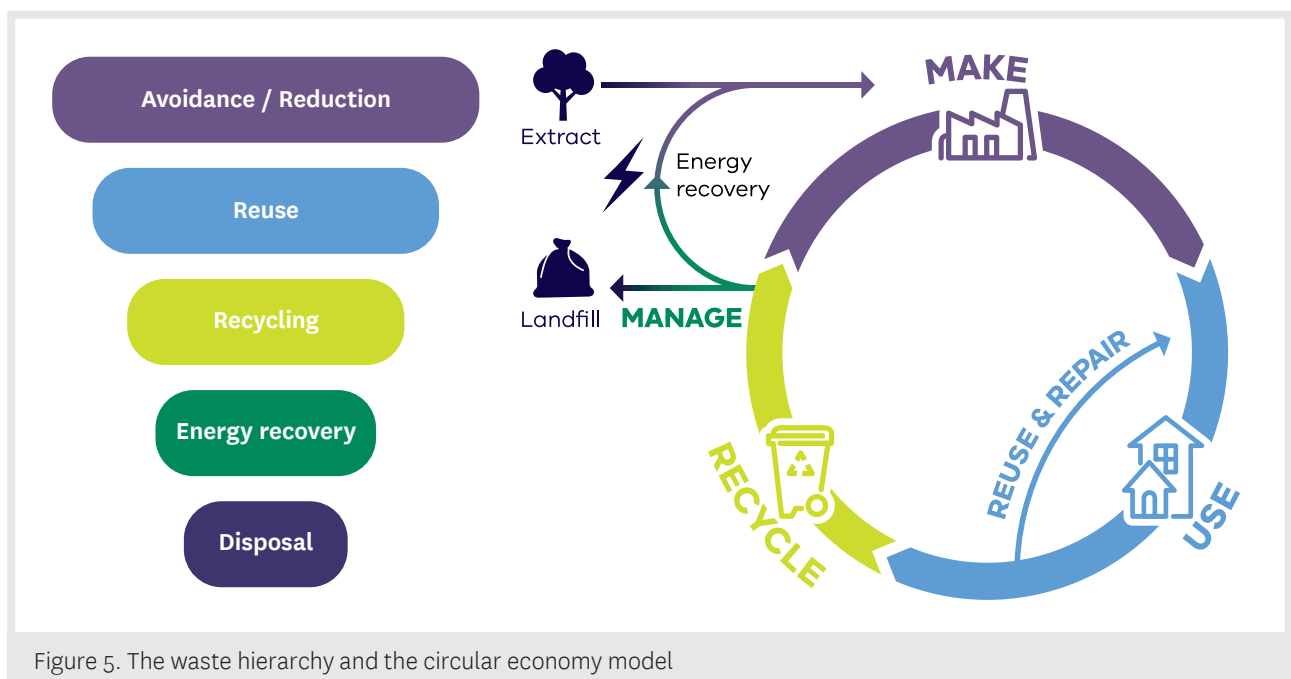


Figure 5. The waste hierarchy and the circular economy model

Snapshot: The Victorian Waste to Energy Framework

Recycling Victoria: A New Economy contains the Victorian Government's waste to energy policy position. The policy recognises a role for waste to energy in Victoria as part of an integrated waste system and supports waste to energy projects where they:

- Meet best practice environment protection requirements, including air pollution controls
- Reduce the amount of waste sent to landfill and do not displace reuse or recycling
- Do not inhibit innovation in reuse or recycling materials
- Meet best practice energy efficiency standards
- Reduce greenhouse gas emissions compared to the waste and energy services they displace
- Have sustainable business models that create jobs and economic development
- Work well with the local communities operate in.

This policy framework caps the amount of waste that can be sent to these facilities until 2040 and has strict criteria for what waste is able to be accepted. Permitted waste is truly landfill waste for which no further recycling is practicable, even with additional sorting, due to low quality or contamination.

In contrast, banned wastes are those that are recyclable, or need to undergo further recycling or sorting, so are not suitable for waste to energy.

Just like landfills, waste to energy facilities will be highly regulated and monitored by the EPA to ensure they meet strict performance requirements.

What this means for Frankston

Because there will be no more available landfill capacity in Melbourne's south east in coming years, Frankston needs to find an alternative solution for our City's waste. Without these technologies, councils in the south east will need to transport waste long distances to other parts of the state for landfill disposal. This would result in significant avoidable greenhouse gas emissions, transport costs and escalating landfill disposal costs.

Sending waste from Frankston to a waste to energy facility would mean that we are no longer sending any of our kerbside waste to landfill. When compared to landfill, waste to energy facilities have a significantly reduced carbon impact, provide a value source of energy and also allow for additional recyclable metal materials to be recovered at the end of the process.

Only councils like Frankston with at least three bin kerbside collection systems (waste, recycling and FOGO or glass or both) in place will be able to send waste to these kinds of facilities. This helps to protect our recycling and composting industries.

While these technologies play an important role in our waste management system, Frankston City Council acknowledges that waste avoidance, reuse, repair and recycling need to be priorities so that only true waste requires disposal, regardless of the technology solution used.

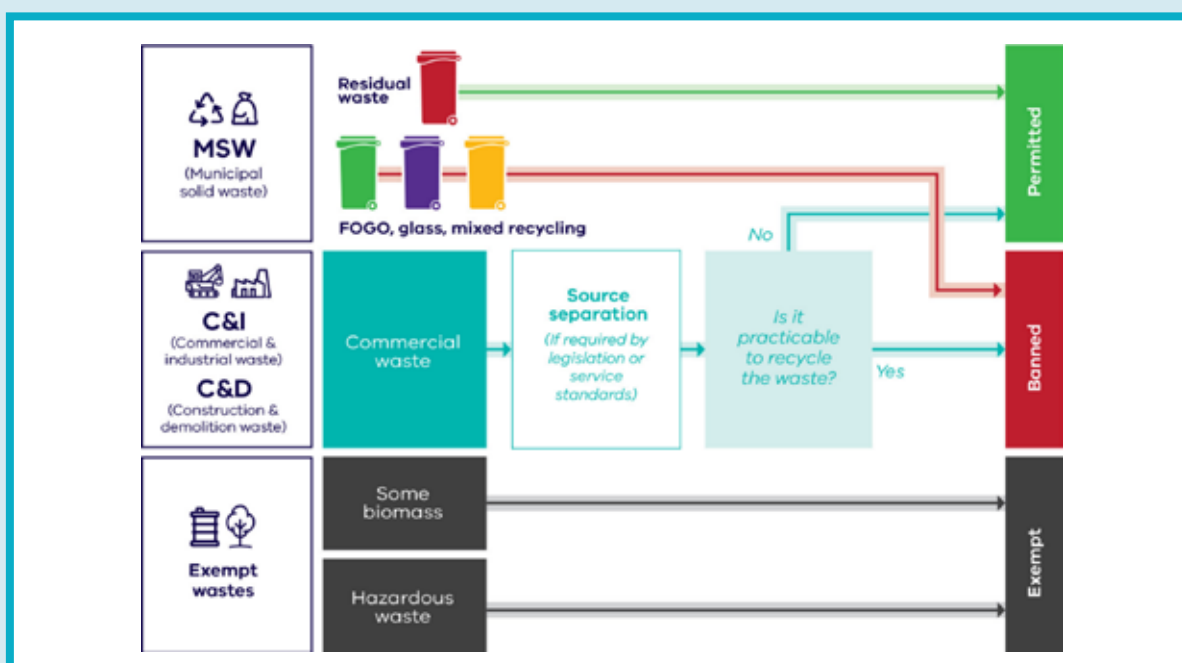


Figure 6. Victorian Waste to Energy Framework material acceptance. Credit: Victorian Government.

Climate change

Reducing waste to landfill and increasing resource recovery can play an important role in helping to reduce the climate impact of our community. Approximately 50 per cent of an average kerbside garbage bin in the Frankston municipality is made up of food waste and a further 10 per cent is recyclables. Improving how we use our bins and avoiding waste through education, repair and reuse could dramatically reduce our waste to landfill.

By doing this, we could:

- Dramatically cut greenhouse gases associated with food and other organics as they break down in landfill
- Maximise the amount of organic material returned to Victorian agriculture, viticulture, open spaces and even gardens
- Ensure our valuable resources are not lost to landfill but instead recycled over and over again, also reducing the need for new materials to be extracted from the earth. This also ensures the energy, water and raw materials used to create new items are also saved.

Financial considerations

Waste and recycling services uses about a third of Council's annual budget. Ensuring that Council continues to supply both environmentally but also financially sustainable waste services is essential to minimising the financial burden on ratepayers.

Operating waste and recycling services is an expensive exercise. It is the single biggest cost associated with waste services in disposing waste to landfill at 29 per cent of the total waste budget. Much of this cost is the state government landfill levy, charged for every tonne of waste disposed of at landfill. To help drive more sustainable outcomes, landfill levies have risen annually over the past few years and are expected to continue growing.

Changes in housing stock

Over 80 per cent of Frankston City's population lives in a house, with the remaining population living in multi unit developments (such as apartments, semi-detached houses or townhouses).

Frankston City's population living in multi unit dwelling developments is predicted to sharply increase to 45 per cent of all dwellings by 2031.

This type of housing presents challenges, including lack of space for storing multiple bins and traffic congestion when waste disposal trucks collect from narrow streets. Waste generation and contamination levels vary considerably between single unit developments and multi unit developments, so consideration for service flexibility and targeted education is required.

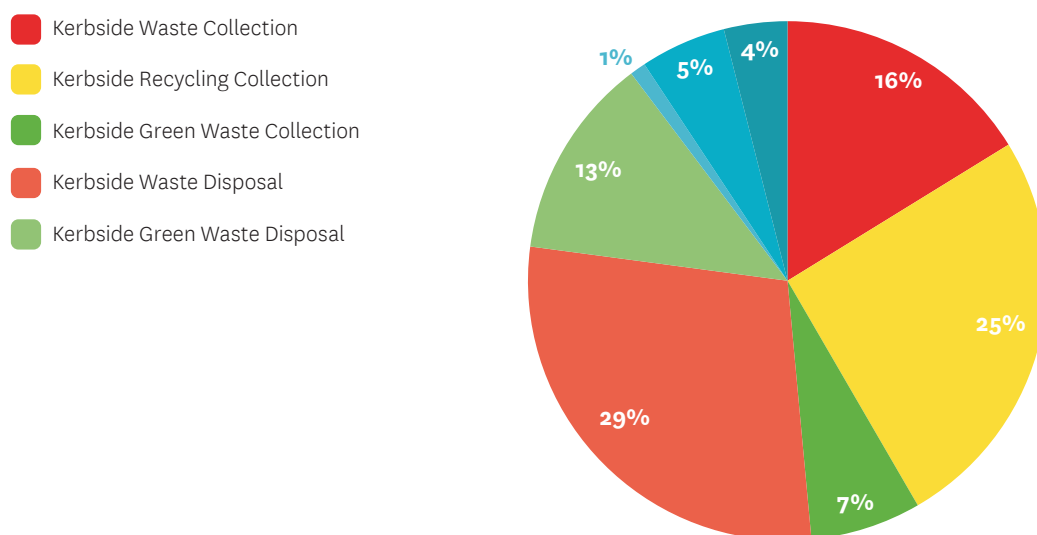


Figure 7. Proportion of Frankston City Council's kerbside collection and disposal costs (2021-22)

Where do we want to get to?

Council is committed to enhancing the circularity of Frankston City through the provision of innovative, creative, socially responsible and cost effective services that lead to the reduction of waste, recovery of more resources and empowerment of Council, households and businesses to use resources more efficiently.

Our plan outlines the key principles, priorities, targets and actions needed to deliver a circular waste service for the Frankston community. This plan also includes actions that Council, with our community, will work on to create a cleaner, greener and more sustainable city with a strong focus on service excellence, waste avoidance, and community education and engagement.

The following key targets will help deliver on our priorities:

- Divert 80 per cent of waste from landfill by 2030
- Cut total waste generation by 15 per cent per person by 2030
- 50 per cent reduction in organic material to landfill by 2030
- Separate glass collection service for all households before 2027
- Ensure every Frankston household has access to food and garden organic waste recycling service by 2030.

Council will report on its progress on the priorities and actions of this strategy through our annual reporting process.

PRINCIPLES

Demonstrate leadership in developing and protecting circular solutions to conserve resources and divert waste from landfill.

Inspire and enable the Frankston City community to reduce waste through avoidance, reduction, sharing, resale and reuse.

Provide the Frankston City community with best practice and cost effective infrastructure and services that support a circular economy.

PRIORITIES

1. Increase resource recovery from residential kerbside waste.
2. Continue to improve recycling education and communication.
3. Continue to provide and improve disposal alternatives for problem wastes and recycling services for specialty items.
4. Improve recycling in public places.
5. Improve the reuse of materials and items.
6. Ensure that Council's activities provide best practice examples to the community.
7. Ensure that future local waste and resource recovery infrastructure is developed to meet best practice standards, requirements and community needs.
8. Ensure residential kerbside infrastructure meets community needs and encourages waste recovery.
9. Ensure future waste contracts maximise environmental outcomes and cost effectiveness for the community.
10. Ensure that hard waste collection is cost effective and meets community need.

Figure 8. Key principles and priorities

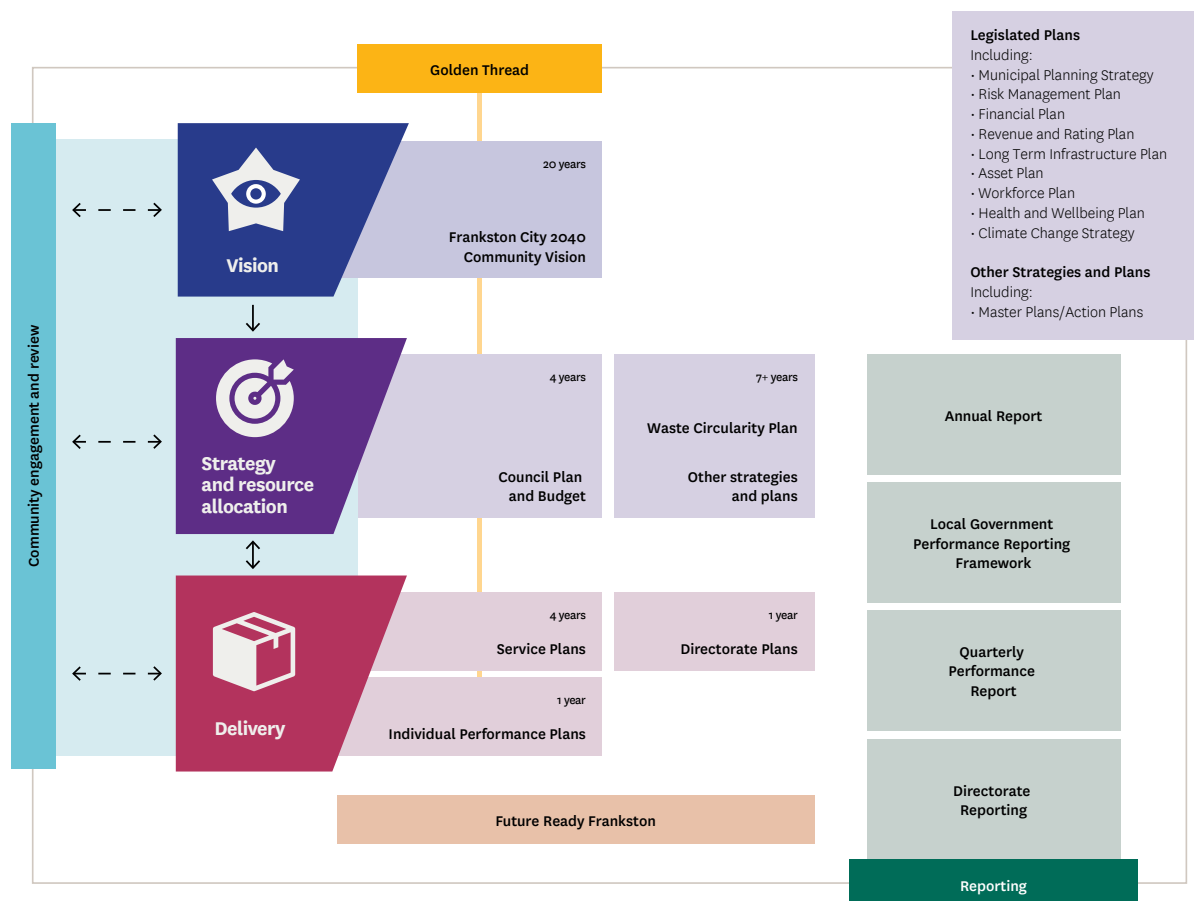


Figure 9. Frankston City Council Waste Circularity Action Plan 2023-2030 and the Integrated Planning and Reporting Framework



Action Plan

Focus area 1:

Demonstrate leadership in developing and protecting circular solutions to conserve resources and divert waste from landfill

ID	ACTION	PRIORITY	YEAR
Increase resource recovery from the residential kerbside waste stream			
1.1	Implement a universal glass collection service in all single unit development (SUDs) residential properties serviced by Council.	6, 7, 8	2023
1.2	Implement a universal glass collection service in all multi unit development (MUDs) residential properties serviced by Council.	6, 7, 8	2024
1.3	Develop and implement a bin inspection and education program to support the correct use of the kerbside service, increase diversion and reduce contamination in SUDs and MUDs.	1, 2	2023 and ongoing
1.4	Advocate to the state and federal governments for industry led product stewardship schemes for problem waste such as polystyrene, soft plastics, textiles and solar panels.	3, 5	Ongoing
1.5	Conduct feasibility study into options for a fortnightly waste collection service and weekly FOGO service.	1, 6, 7, 8	2024-25
1.6	For waste that cannot be recycled or composted, seek advanced waste processing solutions to replace existing landfill contracts.	1, 6, 7, 8, 9	Ongoing
Continue to improve recycling education and communication			
1.7	Continue to provide broad recycling education to the community.	1, 2	Ongoing
1.8	Deliver education campaign to encourage the use of existing speciality recycling drop off facilities.	1, 2, 3	2024 and ongoing
1.9	Raise awareness of alternative recycling and disposal services for items not collected by Council, such as TerraCycle, UPPAREL, Zoos Victoria, charity shops, etc.	1, 2, 3, 5	2024 and ongoing
1.10	Continue to provide waste minimisation and circularity support the community, including schools, community organisations, adult education facilities and special interest groups.	1, 2, 3, 5	Ongoing
1.11	Continue to raise awareness of relevant state and federal government programs and regulations at a local level, such as the container deposit scheme.	2	Ongoing

ID	ACTION	PRIORITY	YEAR
Continue to provide and improve disposal alternatives for problem waste and recycling services for specialty items			
1.12	Expand and upgrade the number of locations for speciality recycling hubs.	3, 7	Ongoing
1.13	Conduct audits of waste at FRRRC to identify opportunities for future diversion, service expansion and education campaigns.	3, 6, 7	2023–2024
1.14	Explore options for recycling services for hard to recycle and emerging waste streams, such as polystyrene, solar panels, textiles and car seats.	3, 7	Ongoing
1.15	Continue to host annual Detox Your Home: Household Chemical Collection service at FRRRC.	2, 3, 6, 7	Ongoing
1.16	Advocate to the federal government on relevant waste issues and opportunities, such as mandatory national packaging targets.	3, 5	Ongoing
Improve recycling in public places			
1.17	Establish service standards for public place recycling infrastructure to support resource recovery.	4	2024
1.18	Continue to expand the public place recycling bin network in line with service standards.	4	Ongoing
1.19	Gradually replace standalone dog litter bins with bin stations to expand disposal capacity to include other items.	4	Ongoing
1.20	Develop a litter action plan.	3, 4	2025

Focus area 2:

Inspire and enable the Frankston City community to reduce waste through avoidance and reuse

ID	Action	Priority	Year
Improve the reuse of materials and items			
2.1	Conduct a feasibility study about establishing a repair shop in Frankston.	3, 5	2025
2.2	Develop business case to support and enable residents to drop off good quality items for resale free of charge at FRRRC.	3, 5	2024
2.3	Deliver programs and education tools that support the community to reduce waste generation, such as reusable party kits, food waste education, clothing swap kits.	1, 2	Ongoing
2.4	Deliver program and education tools that support and upskill the community to repair, repurpose and reuse, such as repair cafés and mending skills workshops.	1, 2, 5	2024 and ongoing
2.5	Develop and deliver a sporting club waste minimisation and recycling program.	1, 2	2025
2.6	Investigate opportunities to establish new or grow existing sharing, repairing and reuse platforms and services, such as the Garage Sale Trail.	3, 5	Ongoing
2.7	Deliver a reusable nappy and sanitary product rebate program trial.	1	2023–24
2.8	Deliver a home compost bin and worm farm rebate program trial.	1	2023–24

Focus area 3:

Provide the Frankston City community with best practice and cost effective infrastructure and services that support a circular economy

ID	Action	Priority	Year
Ensure that Council's activities provide a best practice example to the community			
3.1	Increase the uptake of recycled materials in capital and operational projects through the procurement process.	5, 6	Ongoing
3.2	Increase the use compost and mulch, made from FOGO, that are used by Council.	5, 6	Ongoing
3.3	Investigate options for residents to access compost and mulch made from FOGO material.	6	2024 and ongoing
3.4	Investigate opportunities to reduce paper consumption in the Civic Centre.	6	2025
3.5	Ensure that FOGO services are available at all major Council facilities.	4, 6	2027
3.6	Develop a sustainability events and waste minimisation policy, and guidelines for all Council owned and operated facilities and events.	4, 6	2023–24
3.7	Include circular economy principles into corporate procurement policy.	6	2024
3.8	Ensure that all new kerbside bins contain recycled content.	6	Ongoing
3.9	Ensure that all end of life kerbside bins are sent for recycling.	5, 6	Ongoing
Ensure that future local waste and resource recovery infrastructure is developed to meet best practice standards, requirements and community needs			
3.10	Ensure FRRRC meets state, regional and local requirements, needs and standards.	7	Ongoing
3.11	Ensure that the kerbside collection service aligns with all legislative requirements, including state government service standards.	7	Ongoing
3.12	Seek to align with the Victorian Government standard materials acceptance lists for waste, recycling, FOGO and glass services.	1, 2, 3, 6, 7	2024–25 and ongoing
3.13	Continue to advocate to state and federal governments for investment in recycling and waste infrastructure.	3, 7	Ongoing
3.14	Continue to seek collaboration with neighbouring councils and industry partners to provide enhanced circular economy, environmental and financial outcomes to the community.	6, 7	Ongoing
3.15	Review opportunities for the recovery of commercial and industrial (C&I) and construction and demolition (C&D) waste at FRRRC.	5, 7	Ongoing
3.16	Seek opportunities to support reasonable access to container deposit scheme infrastructure for the community.	7	2023–24

ID	Action	Priority	Year
Ensure residential kerbside infrastructure meets community needs and encourages waste recovery			
3.17	Explore options to provide FOGO services to MUDs and commercial properties serviced by Council.	1, 8	2023–24 2025–26
3.18	Review waste services costs and options to ensure that they meet the needs of the community and encourage diversion from landfill.	1, 8	2023–24
3.19	Conduct feasibility study on seasonal additional kerbside service collections, such as top up waste collection in December or January.	1, 6, 7, 8	2024–2025
3.20	Identify opportunities and programs for businesses to reduce waste, increase recycling and integrate circular principles into their operations.	1, 2	Ongoing
Ensure hard waste collection is cost effective and meets community needs			
3.21	Review Council's kerbside hard waste collection services to ensure cost effectiveness while also meeting community needs.	10	2024
3.22	Explore opportunities to reduce the disposal of good quality items through the hard waste service.	10	Ongoing
Ensure future waste contracts maximise environmental outcomes and cost effectiveness for the community			
3.23	Review and update all future waste contracts to align with circular principles and deliver enhanced environmental, social and financial outcomes.	9	Ongoing
3.24	Ensure waste contracts seek to include additional environmental criteria that deliver on Council's climate action, such as the requirement for Euro 6 or electric vehicles.	6, 9	Ongoing
3.25	Continue to actively seek grant funding to support waste education, initiatives, services, and infrastructure for the Frankston community.	7	Ongoing
3.26	Explore opportunities to support sustainable local end markets for recyclable materials through partnerships, contract specifications, trials, demonstrations, and other opportunities.	3	Ongoing



Monitoring and evaluation

Council has developed the following evaluation framework to aid reporting on progress. The Council will also monitor relevant regulatory, policy and industry changes to best practice and other important opportunities that ensure that Council is able to meet or exceed the ambitions of the action plan.

No.	Key Performance Indicator	Baseline 2021-22	Target 2025-26	Target 2029-30
1	Contamination rate of kerbside recycling bin stream	Single dwellings: 15.35% by weight	≤13%	≤12%
2	Organic waste sent to landfill from the kerbside waste stream	50% by weight	≤33%	≤33%
3	Recovery rate of incoming material at Frankston Regional Recycling and Recovery Centre	57%	≥70% of incoming material is recovered	≥80% of incoming material is recovered
4	Community satisfaction level with Council's kerbside waste services	85%	≥85%	≥85%



Glossary

FOGO	food organics and garden organics
FRRRC	Frankston Regional Recycling and Recovery Centre
MUDs	multi unit developments
SUDs	single unit developments
SV	Sustainability Victoria A statutory authority with a board appointed by the Minister for Energy, Environment and Climate Change.
the plan	Waste Circularity Plan





**FRANKSTON CITY
COUNCIL**

30 Davey Street
Frankston VIC 3199
Australia

PO Box 490
Frankston VIC 3199

Phone 1300 322 322

frankston.vic.gov.au